

SC/SU、SQ系列 标准气缸、大缸径气缸附件



JELPC®

佳尔灵—中国好气动

气缸类

计算式

SI

SI附

SIB

SQ

DNT

SC/SU

SCT

SC附

DN

DSN

DN/DSN附

MA

MAC

MA/MAC附

MAL

MALC

MAL/MALC附

SDA

CQ2

TCQ2

ADN

TADN

PPRM

JHL2

JHF2

JHZ2

JHY2

JHC2

JXH

JXQ

JXS

TN

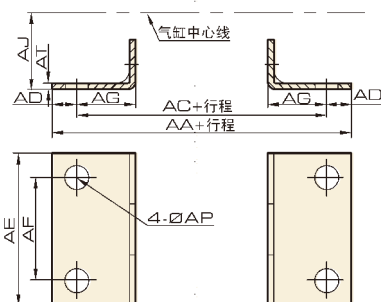
JGP

JSQB

磁性开关

外形尺寸

LB

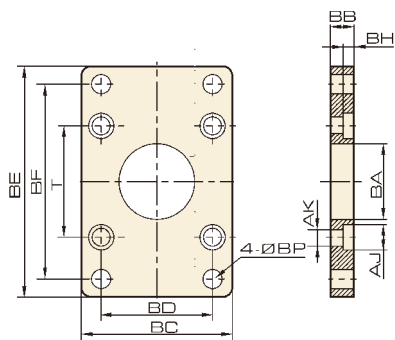


尺寸表

LB脚架

内径/符号	32	40	50	63	80	100	125	160	200
AA	153	169	173	184	200	210	249	328	380
AC	134	140	149	158	168	174	249	288	320
AD	9.5	14.5	12	12	16	18	18	20	28
AE	50	57	68	80	97	112	140	180	220
AF	33	36	47	56	70	84	90	115	135
AG	20.5	23.5	28	31	30	30	45	60	70
AJ	28	30	36.5	41	49	57	90	115	135
AP	9	12	12	12	14	14	16	18	22
AT	3	3	3	3	4	4	7	7	9

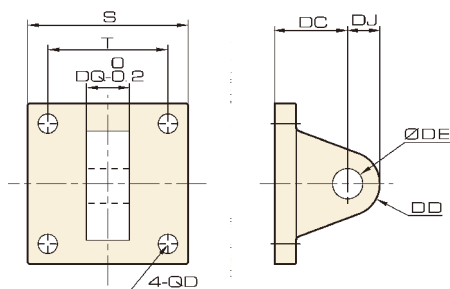
FA、FB



FA、FB法兰

内径/符号	32	40	50	63	80	100	125	160	200
BA	28.3	32.3	38.3	38.3	47.3	47.3	62	72	82
BB	10	10	10	12	16	16	20	20	25
BC	47	52	65	76	95	115	141	180	220
BD	33	36	47	56	70	84	90	115	135
BE	72	84	104	116	143	162	218	278	322
BF	58	70	86	98	119	138	180	230	270
BH	6.5	6.5	6.5	8.5	10.5	10.5	13	15	18
AJ	10.5	10.5	10.5	13.5	16.6	16.6	19	25	25
AK	6.5	6.5	6.5	8.5	10.5	10.5	12.5	18	18
BP	7	7	9	9	12	12	16	18	22
T	33	37	47	56	70	84	110	140	175

CA



CA单耳环

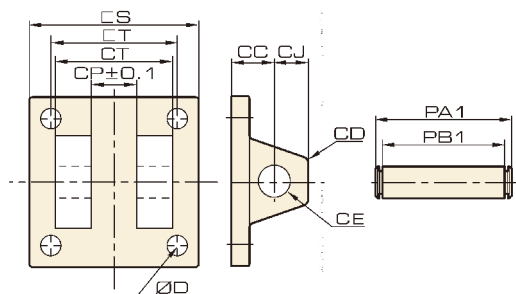
内径/符号	32	40	50	63	80	100	125	160	200
S	45	50	62	75	94	112	140	177	217
T	33	37	47	56	70	84	110	140	175
DC	34	34	34	34	48	48	50	55	60
DD	14	14	15	15	20	20	25	30	30
DE	12	14	14	14	20	20	25	30	30
DJ	14	14	15	15	20	20	25	28	25
DQ	16	20	20	20	32	32	70	90	90
D	6.5	6.5	6.5	8.5	10.5	10.5	12.5	18	18

外形尺寸

尺寸表

CB双耳环

CB

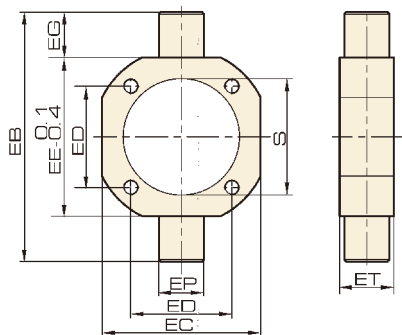


内径/符号	32	40	50	63	80	100	125	160	200
CC	19	19	19	19	32	32	50	55	60
CD	5	5	3	3	8	8	25	30	35
CE	12	14	14	14	20	20	25	30	30
CJ	13	13	15	15	21	21	25	25	33
CP	16.3	20.5	20.3	20.3	32.3	32.3	70	90	90
CT	32	44	52	52	64	64	120	162	75
PAI	41	53	61	61	75	75	136	176	188
PBI	34	46	54	54	66	66	124	162	177
S	48	50	62	75	94	112	140	176	217
T	33	37	47	56	70	84	110	140	175
D	6.5	6.5	6.5	8.5	10.5	10.5	12.5	18	18

外形尺寸

TC中摆

TC



内径/符号	32	40	50	63	80	100	125	160	200
EB	87	113	126	138	164	182	210	276	320
EC	53	63	76	88	114	132	150	94	244
ED	33	37	47	56	70	84	110	140	175
EE	55	63	76	88	114	132	160	200	245
EG	16	25	25	25	25	25	25	36	36
EP	16	25	25	25	25	25	30	32	32
ET	30	30	30	30	35	40	36	40	46
S	37.5	45.5	55.5	68.5	87.5	107.5	135	72	210

气缸类

计算式

SI

SI附

SIB

SQ

DNT

SC/SU

SCT

SC附

DN

DSN

DN/DSN附

MA

MAC

MA/MAC附

MAL

MALC

MAL/MALC附

SDA

CQ2

TCQ2

ADN

TADN

PPRM

JHL2

JHF2

JHZ2

JHY2

JHC2

JXH

JXQ

JXS

TN

JGP

JSQB

磁性开关

SC/SU、SQ系列 标准气缸、大缸径气缸附件



JELPC®

佳尔灵—中国好气动

气缸类

计算式

SI

SI附

SIB

SQ

DNT

SC/SU

SCT

SC附

DN

DSN

DN/DSN附

MA

MAC

MA/MAC附

MAL

MALC

MAL/MALC附

SDA

CQ2

TCQ2

ADN

TADN

PPRM

JHL2

JHF2

JHZ2

JHY2

JHC2

JXH

JXQ

JXS

TN

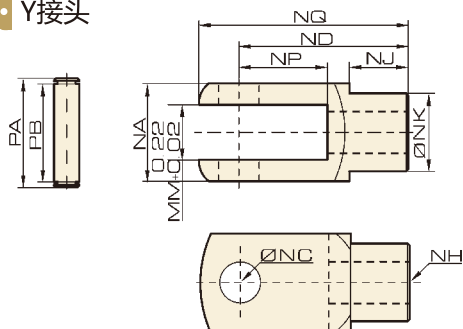
JGP

JSQB

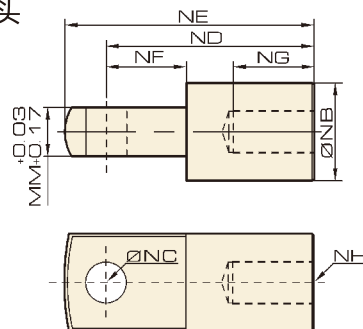
磁性开关

外形尺寸

Y接头

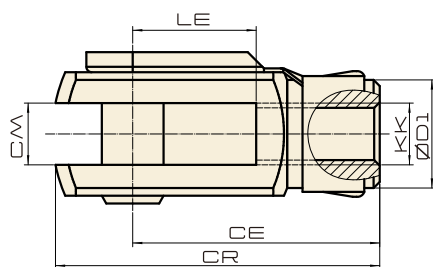


I接头



尺寸表

型号	NA	NB	NC	ND	NE	NF	NG	NH	NJ	NK	MM	NP	NQ	PA	PB
F-M10125I/Y	19	20	10	40	52	15	20	M10×1.25	15.5	16	10	20	52	30	21
F-M12125I/Y	24	24	12	48	62	24	20	M12×1.25	20.5	20	12	24	62	36	27
F-M16150I/Y	32	32	16	64	89	32	23	M16×1.5	26	30	16	32	83	44	34
F-M16150I/Y	32	32	16	64	89	32	23	M16×1.5	26	30	16	32	83	44	34
F-M20150I/Y	40	40	20	80	112	40	30	M20×1.5	30	38	20	39.5	105	52	42
F-M20150I/Y	40	40	20	80	112	40	30	M20×1.5	30	38	20	39.5	105	52	42
F-M27200I/Y	62	49	20	99	122	54	50	M27×2	28	38	30	43	120	75	66
F-M36200I/Y	70	61	30	125	155	43	70	M36×2	40	53	40	43	153	96	82
F-M36200I/Y	70	61	30	125	155	43	70	M36×2	40	53	40	43	153	96	82

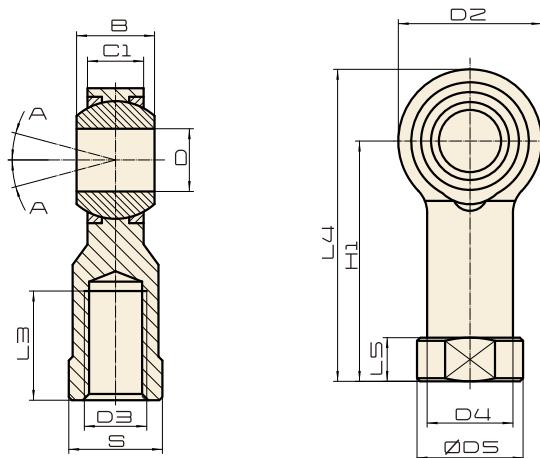


CK型Y形接头

尺寸表

型号	KK	B	CE	CM	CR	CW	D1	G	LE
F-M04070CK	M4×0.7	8	16	4	21	4	8	11	8
F-M05080CK	M5×0.8	10	20	5	26	5	9	13	10
F-M06100CK	M6×1	12	24	6	31	6	10	16	12
F-M08125CK	M8×1.25	16	32	8	42	8	14	20	16
F-M10125CK	M10×1.25	20	40	10	52	10	18	25.5	20
F-M12125CK	M12×1.25	24	48	12	62	12	20	29.5	24
F-M14150CK	M14×1.5	27	56	14	72	14	24	29.5	28
F-M16150CK	M16×1.5	32	64	16	83	16	26	38.5	32
F-M18150CK	M18×1.5	36	72	18	94	18	30	42	36
F-M20150CK	M20×1.5	40	80	20	105	20	34	47	40
F-M27200CK	M27×2	55	112	30	148	30	48	63	56

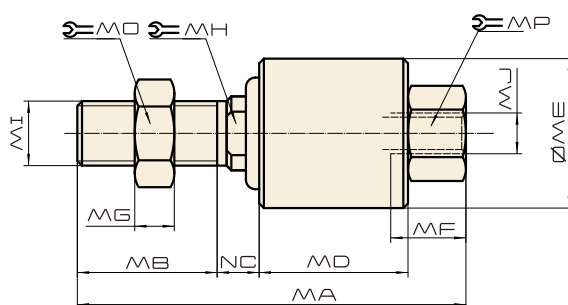
外形尺寸



PHSA鱼眼接头

尺寸表

型号	D3	D	D2	D5	S	B	L5	C1	H1	L3	D4	L4	A°
F-M05070PHSA	M5X0.8	5	18	11	9	8	4	6	27	10	8.5	36	13
F-M06100PHSA	M6X1	6	20	13	11	9	5	6.75	30	12	10	40	13
F-M08125PHSA	M8X1.25	8	24	16	14	12	5	9	36	16	12.5	48	14
F-M10125PHSA	M10X1.25	10	28	19	17	14	6.5	10.5	43	20	15	57	13
F-M12125PHSA	M12X1.25	12	32	22	19	16	6.5	12	50	22	17.5	66	13
F-M14125PHSA	M14X1.5	14	36	25	22	19	8	13.5	57	25	20	75	16
F-M16125PHSA	M16X1.5	16	40	27	24	21	8	15	64	28	22	84	15
F-M18150PHSA	M18X1.5	18	44	31	27	23	10	16.5	71	32	25	93	15
F-M20150PHSA	M20X1.5	20	50	34	30	25	10	18	77	33	27.5	102	14
F-M27200PHSA	M27X2	30	70	50	41	37	15	25	110	51	40	145	17



FDJT浮动接头

尺寸表

型号	MI	MJ	MA	MB	MD	ME	MF	MH	MP	MC	MO	MG
F-M06100FDJT	M6X1	M6X1	35	13	12	16	8	6	10	5	10	5
F-M08125FDJT	M8X1.25	M8X1.25	53	20	18	24	12	8	13	6	14	6
F-M10125FDJT	M10X1.25	M10X1.25	58	22	21	26	13	10	17	7	17	6
F-M12125FDJT	M12X1.25	M12X1.25	64	22	24	32	15	12	19	8	19	7
F-M16150FDJT	M16X1.5	M16X1.5	90	27	36	45	23	17	27	12	24	8
F-M20150FDJT	M20X1.5	M20X1.5	102	32	40	53	28	22	32	13	30	10
F-M27200FDJT	M27X2	M27X2	120	37	48	60	35	26	41	15	36	12

气缸类

计算式

SI

SI附

SIB

SQ

DNT

SC/SU

SCT

SC附

DN

DSN

DN/DSN附

MA

MAC

MA/MAC附

MAL

MALC

MAL/MALC附

SDA

CQ2

TCQ2

ADN

TADN

PPRM

JHL2

JHF2

JHZ2

JHY2

JHC2

JXH

JXQ

JXS

TN

JGP

JSQB

磁性开关